

The Poverest Prophet



WORLD BOOK DAY EXCITEMENT TAKES OVER AT POVEREST!

By Xander Wood




On the 6th of March, we celebrated WORLD BOOK DAY, and this year's theme was Alice in Wonderland! We had lots of fun events lined up, and we hope you all had fun. Everyone showed great enthusiasm and imagination.

We had a brilliant costume parade where everyone showcased their incredible outfits. The creativity was

astounding, with some costumes featuring imaginative twists that brought characters to life. Parents gathered along the sidelines, cheering and snapping photos, clearly enjoying the sight of their children fully embracing the spirit of the event. Filled with laughter and excitement, kids proudly showed their amazing costumes, exchanging compliments and admiring each other's creativity. It truly felt like a vibrant celebration of fun and community, leaving lasting memories for everyone involved.


Our school hosted a fun competition where each child got an opportunity to draw a scene from their favorite book with them included in the image. The children showcased their imagination by choosing scenes like going on a mission with Dog Man or exploring the Queen of Hearts' garden. We held a small exhibition for families to enjoy, creating a lively atmosphere filled with excitement. It was a wonderful celebration of creativity and literature, and we look forward to more events like this in the future!

In addition to everything else, we managed to hold a whole-school assembly. A student from each class shared their activities based on Alice in Wonderland. The assembly was a wonderful way to unite our school community, celebrate literacy, and inspire a love for storytelling among the students.




HOW TO DRAW WITH ROHAAN

STAR WARS DOOPER



CHIP GOY

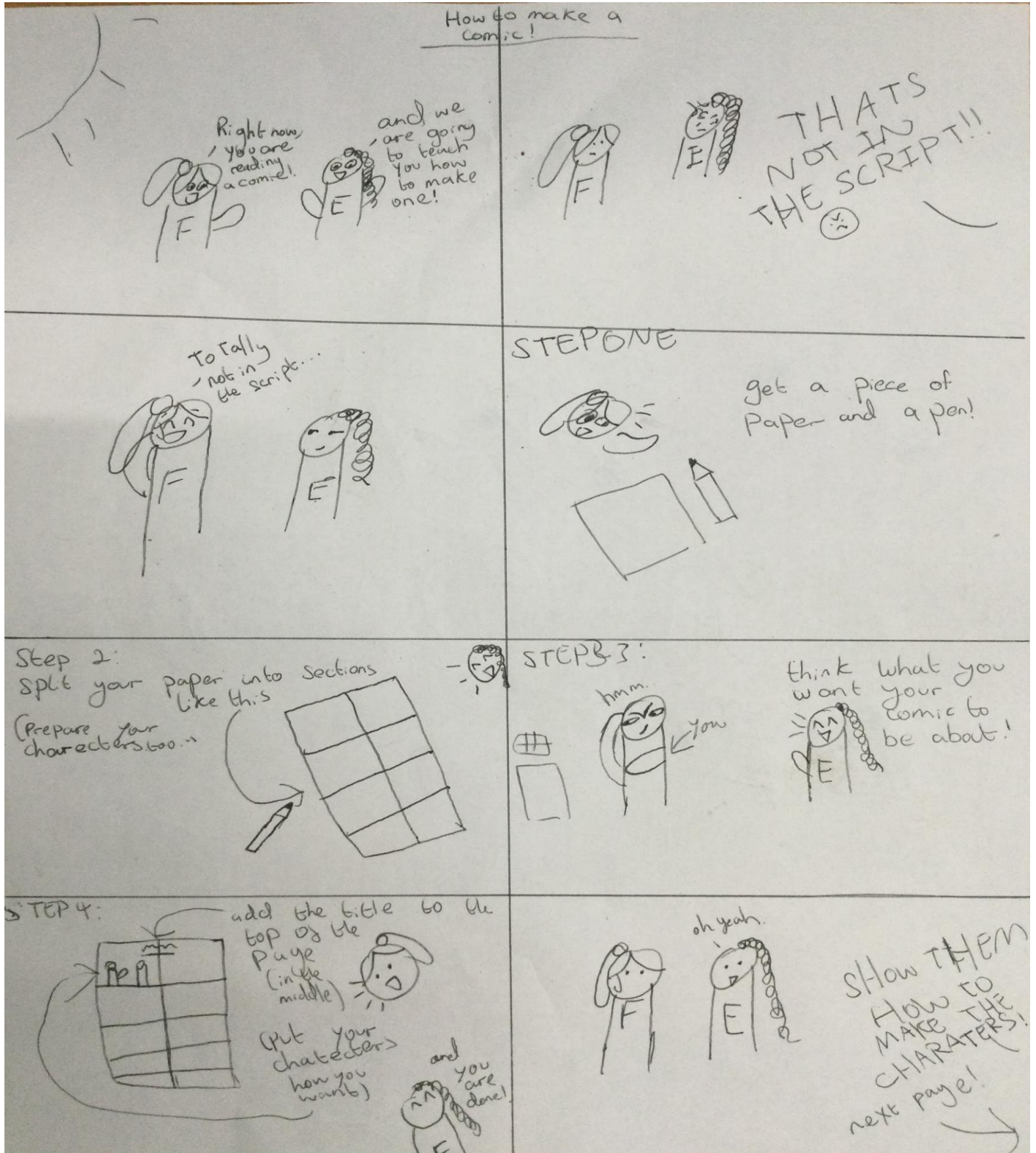


use your learning to create different variants of these characters!




HOW TO MAKE YOUR OWN COMIC STRIP

By Eleni and Freya



HOW TO CREATE YOUR OWN CHARACTER

By Eleni and Freya



All About Mr Haylock



By Edward Gibson, Dinah Jeffrey and Matilda Sovic-Davies

How does it feel to be in charge of the school?

Very proud.

Do you have any other pets?

Buddy and some tropical fish.

What jobs did you have before becoming headmaster?

Key stage 2 lead and Class teacher (2002)

Where is your origin, so where is your family from?

UK.

Wife's family:

Ireland.

What is your favourite food?

Fish and chips.

How long have you had Buddy?

5 years.

If you were going to change Buddy's name, what to?


Woody.

Were you going to get a different pet or was it always Buddy?

It was always a dog.

What's your favourite subject?

Maths.



Spotlight

on

Mrs Arnold

By Edward Gibson, Dinah Jeffrey and
Matilda Sovic-Davies

How long have you been
working in this school?

5 and a half years.

What's your favourite animal?

A giraffe.

How many children do you
know in the school's name?

Most of the children from Yr4.

What's your favourite TV
show?

Mickey and Minnie.





by Dinah Jeffrey and Matilda Sovic Davies

Top three (sometimes hidden) IO games:

1. Amogus.io

I found this game while trying to find Among Us at the after-school club. I searched amongus.io, and it sent

me there. It's a game like Paper.io and Among Us. It's addictive but fun. Link: amongus.io

2.Paper.io

This is a commonly known game where you take territory, become a king and survive the longest. Choose a username and a skin and cover the map. Kill all enemies to win or cover the whole map for an automatic win. Link: games.voodoo.io/paperio2

3.Hole.io

In this game, you eat everything - people, buildings, and each other. Watch out for the king!

Link: <https://watchdocumentaries.com/hole-io-game/>

Coding Hub

Our spotlight is on a game called Hour of Code. My Dad found this, and it's easy to code for fun games. You do the tutorial and make the game.

Link: hourofcode.com



The Library Bus

BY CALLIE AND ELA

We will introduce you to our Library Bus, run by our librarians and Mrs Rautenbach. Here are our librarians:

Year 4: Lauren, Gabriela, Jensen, Kai, Lily, Callie, Lachlan, Mia-belle, Dulcie, Betty, Rudi, Yallene, Ela, Kylee, Phoebe, Eliza, Millie-Rose and Izzy.

Year 5: Maya, Emily R, Maddie.

Year 6: Elison, Emily T, Harper, Jessie, Nylah, Sianna, Ellie, Lilyanna, Ellie-Mae.

The Library Bus has a quiet area for reading or sitting and having a small chat with a friend. You can play chess, noughts and crosses and checkers at a table.

When it's warmer, you can grab a book out of the Library Bus.



How to make a business!

(A step by step guide by Robert)

Making a business takes a lot of work but these steps will help you learn!

Step 1

To make a business you need an idea for example Amazon is an online retailer and marketplace business and it is very successful as it is the world's largest online marketplace! What that means is that it sells everyday items. You need to get an idea in order to make a business!

Step 2

If you want to make a business you need funds and if you have money you could buy a spot in a newspaper or on BBC news, but sometimes it can cost tens of thousands of pounds. Keep in mind that starting a business is risky because not all businesses succeed.

Step 3

In all businesses you should have a strategy, for example you need to make sure you are careful but at the same time you should go ahead and spend on advertising and upgrading your business! You need partners, too! Business partners get closer to the business and ensure that their expertise is used effectively to shape positive change, deliver programmes, and build productive relationships with key stakeholders.

Hope your businesses go well (if you make one)!



Spectacular Science!

How to make your own rock candy!

By Jose

Ingredients:

- 1 cup of water
- 3 cups of granulated sugar (plus extra for coating)
- Wooden skewer
- Clothes pin
- Mason jar



Method:

1. Take your wooden skewer and dip it in water, then coat it in sugar.
2. Let it dry. While it is drying start to boil 1 cup of water.
3. When it has boiled completely, add your sugar 1 cup at a time, giving it time to melt.
4. Once your sugar has melted (if you would like to) add food colouring and flavourings.
5. Let the mixture cool, then transfer it to the mason jar.
6. Put the clothespin on the end of the skewer and place it into the jar, making sure that it doesn't fall in.
7. Leave it to the side, maybe put it on the window sill.
8. After about 10 days, your crystal should be formed. Use a fork to gently break the surface.
9. Remove the skewer from the mason jar.

In conclusion, making rock candy is a fun and engaging activity! With just a few ingredients and a bit of patience, you can watch the crystals develop right before your eyes. It's a fun science experiment that results in a tasty treat! Just remember to wait about ten days for them to fully form. You can also experiment with different flavours and colours to make your crystals uniquely yours. So gather your ingredients, create your sweet treat and enjoy your delicious creations! Have fun crystallizing, young chefs!

Guinness World Records 2025

by Betty



Most JENGA blocks removed in one minute

33, by Lim Kai Yi (MYS) on 20 Oct 2023.

The fastest five targets topped by a foam dart gun

3.94, by David Rush (USA) on 23 May 2019.



Most stairs descended by a Slinky

30, by Marty Jopson and Hugh Hunt (both UK) on 18 Feb 2014.



Longest time to spin a top

1hour 37 mins 42 secs, Inosuke Mori (JPN) on Oct 14 1999.



Largest collection of trolls

8,130, by Sherry Groom (USA), as counted on 20 Sep 2018.

Tallest K'NEX tower

30.87m (101 ft 3.4 in), by K'NEX Manufacturing (UK) on 5-6 Jun 1999 using 50,342 pieces!



Largest collection of teddy bears

20,367, by Istvanne Arnoczki (HUN), as counted on 27 April 2019.





Animal of the Month: Chickens

By Teddy R :)

Chickens are another one of my favorite animals because they are funny, and you can eat them! I don't particularly like chickens, but I love the animal; I don't know why.

In the past year, there have been over 29.55 billion chickens in the world, which means there are 21.96 billion more than humanity. Every year, 971,279,554 chickens are born globally! That's 62,228,787 per

day! No wonder it's such a popular food!

If 971,279,554 chickens are born a year, then it will take 1 year, 3 hours for 999,999,999 chickens to be born.

Chickens are related to dinosaurs! Who would have thought it?

In 1843, chickens were only used as pets, but now, they can be used for farming, supplying eggs and chicken.

Poverest attendance League: 94%

Come on, people! We can do better than this! *Every* single class has to work hard to earn the Golden Globe award label. Also, a free OWN CLOTHES DAY!

Well done, Poverest!

Elm v Birch

Fir v Fig

Staff v Oak

The Orchard v Hazel

Walnut v Willow

Cedar v Elder

Olive v Chestnut

Holly v Beech

Come on!

Please work hard and try to beat the class that you are playing, trying to win the attendance.

By Lily and Nina

Award Winning Photos

By Matilde and Scarlett



Fox leaps into the air!



Giant polar bear found in flower field.

Beautiful Picture of a mountain range.



Mesmerizing picture of a volcano.



☺☀️ Word of the month! ☀️☺️

By Matilde <3

Celestial

The word celestial means related to the sky and space; for example, *the moon is a heavenly sphere*.
Celestial is an adjective you pronounce it suh-les-chuhl.

Celestial bodies are planets, stars, moons, and other things you can see in outer space.

CHALLENGE CORNER

By Henry and Delilah

Anagrams

billrinta
steb
verstpoe
irf
redca
zelha
gif
hallecgne
tshma

Maths Challenge

1. If $14 \times 13 = 182$, then what does 28×26 equal?
2. If $12 \times 14 = 168$, then what does 24×28 equal?
3. If $24 \times 16 = 384$, then what does 48×32 equal?

An Interview with Mrs Mills

What is your favourite class?

It would be rude to only pick one class, and I love them all.

What is your favorite food?

Pizza with pineapple on it.

Do you like your job?

Yes. Why wouldn't I!

If you were to pick, what teacher would you pick to be your best friend?

I couldn't possibly pick only one teacher out of this beautiful school as a bestie, so I may say, everybody is always welcome to become a friend of mine.



Stationery List:

By Lily and Nina

For primary school

Pencil case
Bag
Scissors
Crayons
Uniform

For secondary school

Ruler
Sharpener
Laptop
Bag
Pencil case
Black pen
HB pencils
Color pens
Highlighter
Rubber



Answers:
728
672
1536

