

Friday 3rd July

Hive games today:

1st code at 9:45am for a 10am game

2nd code at 11:45am for a 12pm game.

Reading Activity

The lucky envelope

A golden envelope fell through the letterbox. On the front it said,
'You've won!'

'Open it!' shouted Mum, Dalia and Ahmed. Dad opened it. They had
won a free holiday.

'I hope it's to the seaside,' said Dalia. 'I can swim in the sea and make
sandcastles.'

'No, I hope it's a camping holiday,' said Dad. 'I can sleep in a tent and get lots of fresh air.'

'No, I'd like to go on a cruise,' said Ahmed. 'I can watch the dolphins and eat lots of nice food.'

'Well, I'd like to go to a big city,' said Mum. 'I can go shopping and go to the theatre.'

Then they started to argue. They couldn't decide.

'Beach!'

'Camping!'

'Cruise!'

'City!'

They argued until it was dark. Then the phone rang. Dalia answered it.

'Hello, this is Lucky Holidays. You've won a holiday to sunny Alexandria.'

'That's where my grandma lives.'

'This is Grandma!'

'Oh Grandma, you tricked us!'

'You're all invited to spend your summer holiday with me.'

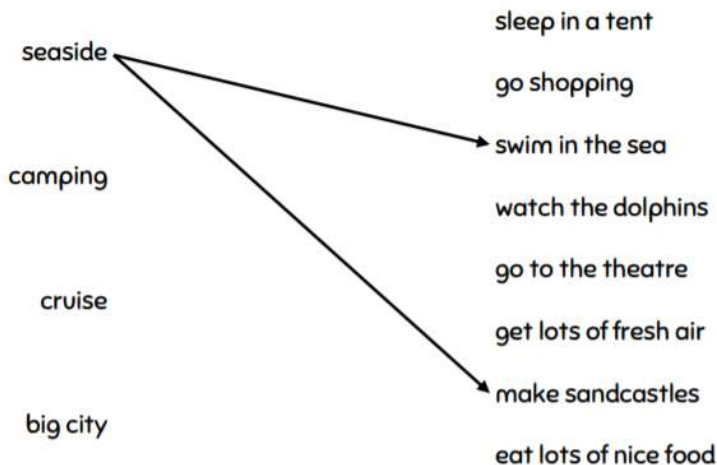
They packed their suitcases and spent two fun weeks at Grandma's.

Ahmed got his nice food. Dad got his fresh air. Mum went shopping and Dalia swam in the sea.
Everyone was happy.

Short story



Match the holiday to the activity. A holiday may be linked to more than one activity.



Writing Activity

Today will be the final activity for the story 'The Day I Swapped my Dad for Two Goldfish' and we noticed that throughout the whole story, dad does not complain about being swapped. In fact, he goes along with what he is being told because he is so interested in his newspaper!

We have some interview questions for dad and you are going to pretend to be dad to answer our questions.

Interviewing Dad

- What is so interesting about your newspaper?
- Which swap were you most happy with?
- Did you realise that you were sitting in a rabbit cage? How did you end up there?
- What will you change about your behaviour now you know that your children want to spend time with you?
- Was it fun being swapped and going to lots of different houses?

Maths Activity


Please sing along to our 8 times table song!

<https://www.youtube.com/watch?v=M04ZwnHObCA>

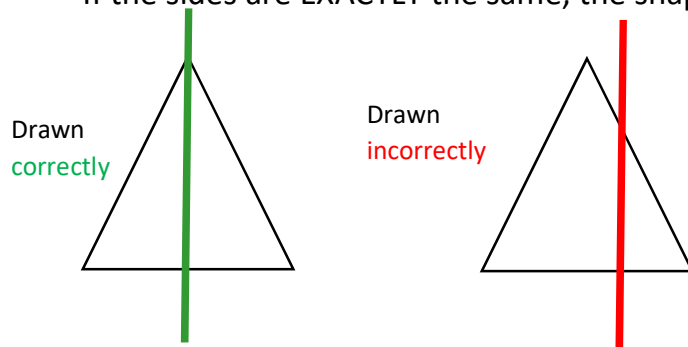
To finish our learning about lines, we are going to recap lines of symmetry.

Watch this BBC video as an introduction, there is a quiz to play too.

<https://www.bbc.co.uk/bitesize/topics/zrhp34j/articles/z8t72p3>



To find a line of symmetry, the line must be drawn in the middle of the shape. If the sides are EXACTLY the same, the shape is symmetrical.



Below is the alphabet with **horizontal** and **vertical** lines drawn on each letter. Decide whether the lines show symmetry. Look at the example to help you.



If we look at the **vertical** line, we can see that the A looks the same on both sides of the line.

If we look at the **horizontal** line, we can see that the A looks different on either side of the line.

This means, A has a **vertical** of symmetry but **NOT horizontal**. We have filled out this letter in the table for you.

There are lots of letters to complete so if this is too much, choose the letters of your name! You could add your surname too!

| | | | |
|----------|----------|----------|----------|
| 1. A | 2. B | 3. C | 4. D |
| 5. E | 6. F | 7. G | 8. H |
| 9. I | 10. J | 11. L | 12. M |
| 13. N | 14. P | 15. Q | 16. R |
| 17. S | 18. T | 19. U | 20. V |
| 21. W | 22. X | 23. Y | 24. Z |

| <u>Letter</u> | <u>Horizontal</u> | <u>Vertical</u> | | <u>Letter</u> | <u>Horizontal</u> | <u>Vertical</u> |
|---------------|-------------------|-----------------|--|---------------|-------------------|-----------------|
| A | No | Yes | | N | | |
| B | | | | O | | |
| C | | | | P | | |
| D | | | | Q | | |
| E | | | | R | | |
| F | | | | S | | |
| G | | | | T | | |
| H | | | | U | | |
| I | | | | V | | |
| J | | | | W | | |
| K | | | | X | | |
| L | | | | Y | | |
| M | | | | Z | | |

Afternoon Activity

The picture news for this week comes with the question: **Why do we have statues?**



You may have heard recently that there have been protests and statues have been taken down. There are more than 800 public statues of people in the UK. They range from mythical Greek and Roman figures, to soldiers, British Royalty and important people from History.

Statues can be seen as a way to celebrate, remember and tell the stories of culturally or historically important people.

The people who pulled down the statues believe that they should not be standing anymore as the statues are of people who had different views to what we have now.

Whilst thinking about the question '**Why do we have statues?**' you could complete one of the following tasks:

- Draw or make a sculpture/statue of somebody who you think deserves one for their achievements but does not have one. What material will you use? Clay or playdough? What size will your statue be? How will you shape/mould your statue?
- Have you heard of a living statue? They are people who pose as statues. They often wear statue-like make-up and can stand very still! Can you pretend to be a statue? What will you wear? What position will you stand in? How long can you remain still for?
- Play a game of musical statues!

Joke for the day

What has more letters than the alphabet?

The post office!

