

## Reading Activity

### Dinosaur Dig

It was Sonia's birthday. She had a new game. 'Dinosaur Dig!' said Sonia. 'Fantastic! This is just what I wanted!'

Sonia decided to try her new game. She switched on the computer, put the game in and looked at the screen. A strange icon appeared. Sonia clicked on the icon. FLASH!

'Where am I?' said Sonia.

'You're in Dinosaur Dig,' said the boy next to her. 'We have to find old dinosaur bones.'

'Here's one!' said Sonia. She picked up a golden bone that was hidden under a bush.

'No!' shouted the boy. 'You mustn't pick the golden ones up! Now watch out for the dinosaur!'

Suddenly they heard a noise behind them. The ground began to shake. They heard a dinosaur roar. 'RUN!'

Sonia and the boy ran fast through the bushes, but the dinosaur was getting closer. Sonia and the boy hid behind a bush.

'What will happen if the dinosaur catches us?' asked Sonia.

'Well, the game is over! But I've got three lives left. How many have you got?'

'Only one!'

'ROAR!' The dinosaur was there! 'Look!' shouted Sonia. There was the same icon that she saw on her computer. Sonia touched the icon. FLASH!

Sonia was at home, sitting at her computer. She looked at the game. 'Bye, bye, dino,' she said.

'Hmmm. Maybe I'll play a different game.'

### Short story



Put the story in the correct order, the 1<sup>st</sup> one has been done for you.

	She picked up a golden bone that was hidden under a bush.
	'What will happen if the dinosaur catches us?' 'Well, the game is over!'
1	It was Sonia's birthday. She had a new game.
	Sonia was at home, sitting at her computer. 'Hmmm. Maybe I'll play a different game.'
	'You're in Dinosaur Dig. We have to find old dinosaur bones.'
	They heard a dinosaur roar. Sonia and the boy hid behind a bush.
	She decided to try her new game. She clicked on the icon.
	There was the same icon that she saw on her computer. Sonia touched the icon.

## Writing Activity

We need to reply to Neil Gaiman with our new scripts and ideas. Please write an email to him. You need to include:

- An introduction to you! Tell him your name, age, things you like etc.
- Your thoughts on the book 'The Day I Swapped my Dad for Two Goldfish'
- Why your script/idea is the best out of everyone in Year 3.

Split your email into 3 paragraphs with the themes above. Look at this example to help you.



The screenshot shows an email composition window with the following fields and content:

- To:** neil.gaiman@outlook.com (with a "Show BCC" link)
- Cc:** (empty field)
- Subject:** New Script (with a "Plain Text" link)
- Formatting toolbar:** Includes font face (Arial), font size (12), and buttons for bold (B), italic (I), underline (U), text color, background color, bulleted list, numbered list, and link.
- Email body text:**

To Mr Gaiman,

My name is Lily and I am in Year 3, my teacher asked us to write a new script for a scene in your book. I love reading stories and watching them as a film, I also like to play outside on my bike.

I really enjoyed your story, it was funny that dad was swapped with so many objects and didn't complain once! The ending also made me laugh, will you write another book where the boy swaps his sister?

My idea is the best because I have tried to follow your ideas so the idea will fit perfectly into the story.

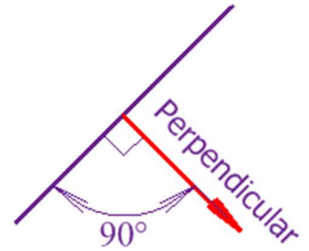
From Lily.

## Maths Activity

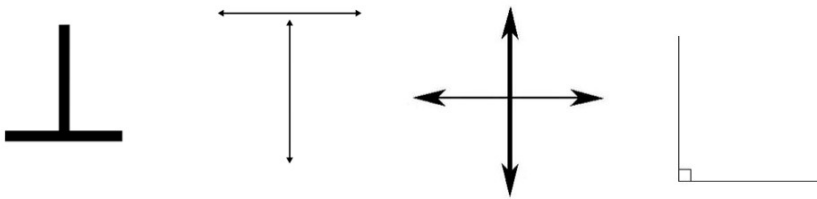
Please sing along to our 8 times table song!

<https://www.youtube.com/watch?v=M04ZwnHObCA>

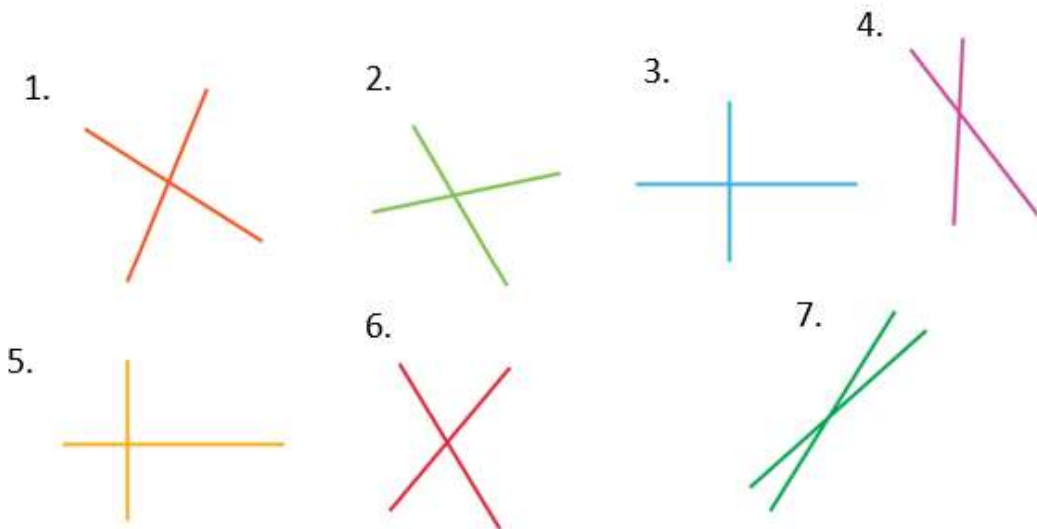
Today, we are going to learn about perpendicular lines. Perpendicular lines will always cross or meet at a right angle (remember from last week!) so they will cross or meet at a 90 degree angle.



All of these examples are perpendicular because they cross or meet at 90 degrees.



Can you find all the perpendicular lines? Sort them into the table.



Perpendicular	Not Perpendicular

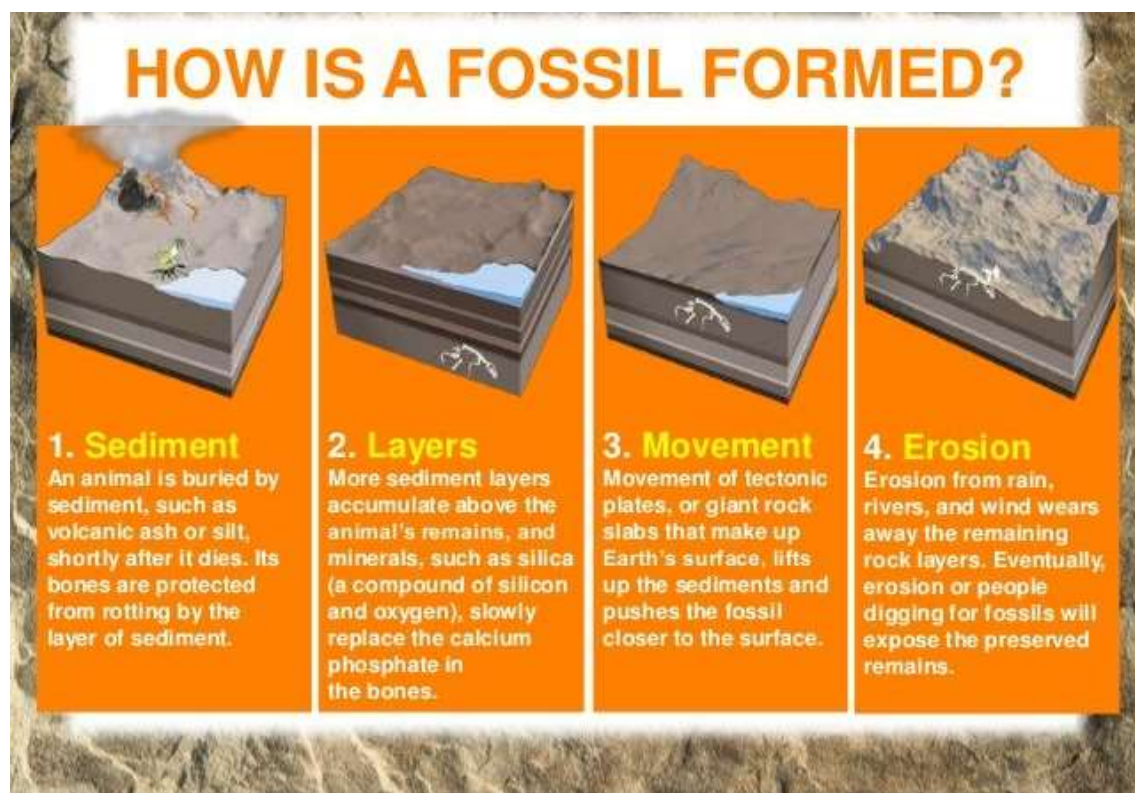
## Afternoon Activity – Science

This term is used for recapping Science topics so we are going to move onto 'Rocks' which we learnt about in Autumn, term 2.

Today, we are going to remind ourselves how fossils are formed. Watch this BBC video as a reminder:

<https://www.bbc.co.uk/bitesize/topics/z9bbkqt/articles/z2ym2p3#:~:text=A%20fossil%20is%20the%20preserved,is%20formed%20is%20called%20fossilisation.&text=After%20an%20animal%20dies%2C%20the,particles%20of%20rock%20called%20sediment.>

There is also a quiz and game you can play!



Remember, footprints can also be fossilised and not everything will turn into a fossil as the animal may rot or be eaten. The conditions have to be just right to create a fossil.

Play this game to discover fossils, it is fun and you need to find the fossils before the drill runs out! Mrs Smith hasn't managed it yet!

<https://pbskids.org/dinosaurtrain/games/fossilfinder.html>

## Joke for the day

