

## Reading Activity

Your 2<sup>nd</sup> short story and activity for this week.

### Planet Earth

Welcome to Planet Earth Museum, a museum where you can learn some interesting facts about the world we live in.

'There are many amazing places on Earth. Who knows, maybe you'll see them all one day! Where shall we go first, children?'

'Forests!'

Forests are home to over half of the world's animals and plants. Trees clean the air and produce oxygen for us to breathe.

We destroy more than 36 football fields of forests every minute and throw away thousands of trees in paper and card every day.

The oceans are home to millions of marine animals. They absorb the sun's heat, transfer it to the atmosphere and move it around the world.

A lot of the rubbish we produce on land pollutes the oceans. Turtles mistake plastic bags for jellyfish and die when they eat them.

At opposite ends of the world, the Arctic and Antarctic are freezing cold lands. It is so cold that the sea is covered in ice.

The fuel we use for energy makes the climate warmer. As it gets warmer, the ice melts and the sea rises. The land disappears.

Rivers collect rain water and carry it to the oceans. Along the way, plants absorb and clean the water so it is safe for us to drink.

Farms and factories pollute the rivers with pesticides and chemicals and every day we each flush about 50 litres of water down the toilet.

This is a green world, where people respect nature and live a long and healthy life. Wouldn't you like to live here?

### Short story



Find the **incorrect** word in each sentence and change it to the right word. Use the text above to help you.

- a. We destroy more than 36 football fields of oceans every minute. forests
- b. We throw away thousands of trees in plastic and card every day. \_\_\_\_\_
- c. A lot of the food we produce on land pollutes the oceans. \_\_\_\_\_
- d. Turtles mistake plastic bags for jellyfish and die when they see them. \_\_\_\_\_
- e. The fuel we use for energy makes the climate colder. \_\_\_\_\_
- f. As it gets warmer, the ice melts and the sea rises. The sea disappears. \_\_\_\_\_
- g. Farms and schools pollute the rivers with pesticides and chemicals. \_\_\_\_\_
- h. Every day we each flush about 50 litres of paper down the toilet. \_\_\_\_\_

## Writing Activity

Today, we will write the new scene for Neil Gaiman. Use your planning frame from yesterday to help you. To remind yourself of how a script should look, scroll down to the bottom of this document (under the joke) and the Mad Hatter script is there as an example. Try and use the format below.

Set the scene.

Stage directions for a character.

Character name (Direction) Speech

Character name (Direction) Speech

Character name (Direction) Speech

Character name (Direction) Speech

## Maths Activity

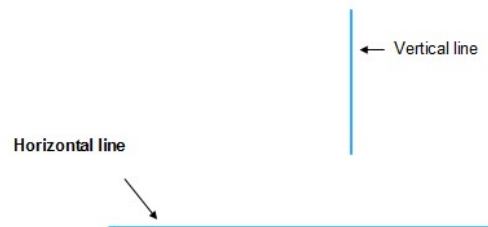
Please sing along to our 8 times table song!

<https://www.youtube.com/watch?v=M04ZwnHObCA>

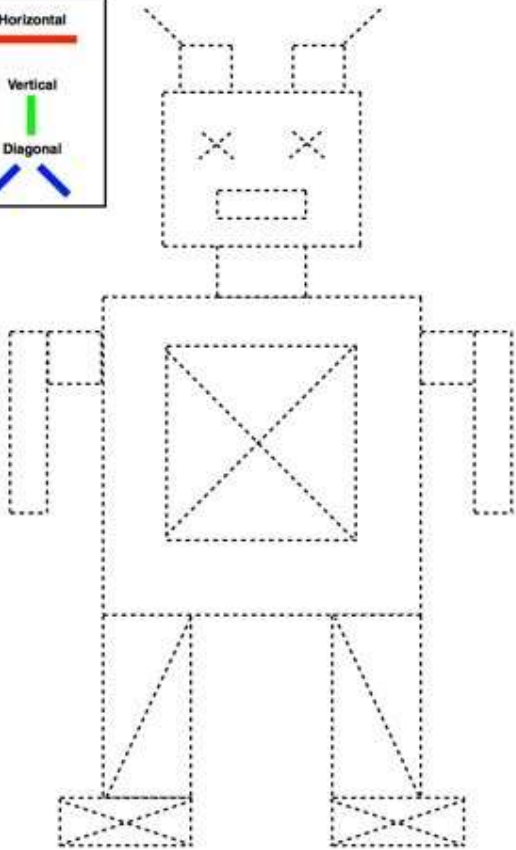
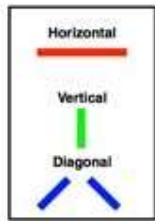
This week, we are looking at different types of lines. Watch this video about horizontal and vertical lines. The video also tells you about diagonal and other lines!

<https://www.youtube.com/watch?v=DQEVllmeWH4>

There are specific mathematical reasons behind horizontal and vertical lines but in Year 3, we say that horizontal lines go across, left and right (like a horizon) and vertical lines go up and down. It's important to remember that these lines don't slope! They are completely straight.



Look at this picture and count how many vertical and horizontal lines you can see. You can also count the diagonal lines if you are feeling confident!



Horizontal	Vertical	Diagonal

## **Afternoon Activity**

We are continuing on an adventure with the SMART crew this week.

Let's see what we can learn from them.

**Please watch Chapters 3, 4 and 5.**

- **What should you keep safe?**
- **Who should you tell?**
- **Be careful when meeting up.**

<https://www.childnet.com/resources/the-adventures-of-kara-winston-and-the-smart-crew/chapter3>

The Smart Crew are going to tell you what each letter of the word SMART means.

In Chapter 3, they tell us about **S** for **Safe**.

In Chapter 4, they tell us about **T** for **T**ell.


In Chapter 5, they tell us about **M** for **M**eat.

Please complete your poster which you began last week, you can now add **S, T** and **M**.

### **Joke for the day**

Why did the computer squeak?

Somebody stepped on the mouse!



## Script Presentation (as a reminder)

The Mad Hatter, Dormouse and Hare are sitting at a table having afternoon tea.

Alice enters the scene, stage left.

Stage directions:

Setting the scene:

Mad Hatter: (starts for a moment, pauses and a broad grin appears across his face. He gets up out of his chair and walks across the table towards Alice) *It's you.*

Dormouse: (exasperated) *No it's not! Hare brought us the wrong Alice!*

Hare: (gasps and throws his hands against his head) *It's the wrong Alice!*

Mad Hatter: *You're absolutely Alice, I'd know you anywhere*

(to the rest of the characters at the table)

*I'd know him anywhere!*

Character directions  
within speech

Dormouse and Hare laugh manically

*Well, as you can see we're still having tea.  
You're terribly late you know... naughty.*

Alice: *I'm incredibly intrigued.*

Mad Hatter: *Yes yes of course, but now we must get onto  
the Frabjous Day!*

Speech

Dormouse &  
Hare together: **FRABJOUS DAY!!**

Mad Hatter: *We're investigating things that begin with the  
letter M.*

(whispers) *Have you any idea why a raven  
is like a writing desk?*

Character names

