

Reading Activity

Remember to quiz on your reading book:

<https://ukhosted65.renlearn.co.uk/2240525/>

Please ask your class teacher for log in details.

Writing Activity

Today, we are going to start writing the script for scene 1 which is 'at home'.

Below, are the pages typed and shortened. We have coloured the writing into:

- Stage directions
- Setting the scene
- Character direction
- Speech
- Character names

Mum goes to the shop, leaving dad, boy and sister by themselves.

Dad sitting in front of the tv, reading the newspaper. Not paying attention to anything else.

Little sister and boy playing in the garden, sister playing with a doll and boy putting mud down the sister's neck.

Nathan arrives holding a glass bowl.

"What's that?" said boy.

"Two goldfish, they are called Sawney and Beaney. Aren't they neat?" said Nathan.

Boy looks into the glass bowl. "I'll swap you them" said boy.

Nathan looks into the glass bowl. "What for?" asked Nathan.

Boy, Nathan and sister go to a bedroom. They look through lots of items, like a spaceship, baseball bat and a clown.

Boy shows an object to Nathan.

Nathan, arms folded. "No"

Looking desperate “I’ll swap you my dad” said Nathan

Looking worried “Oh no” said the sister.

“That’s not a fair swap. I’ve got two goldfish and you have one dad. Can he swim?” said Nathan.

“Better than a goldfish” said boy..

Whispering “Liar” said the sister.

“Okay” said Nathan.

Using the text above, you need to write the script. Use the example below to remind you how to present the script.

The Mad Hatter, Dormouse and Hare are sitting at a table having afternoon tea.

Alice enters the scene, stage left. *Stage directions:* *Setting the scene:*

Mad Hatter: (starts for a moment, pauses and a broad grin appears across his face. He gets up out of his chair and walks across the table towards Alice) *It's you.*

Dormouse: (exasperated) *No it's not! Hare brought us the wrong Alice!*

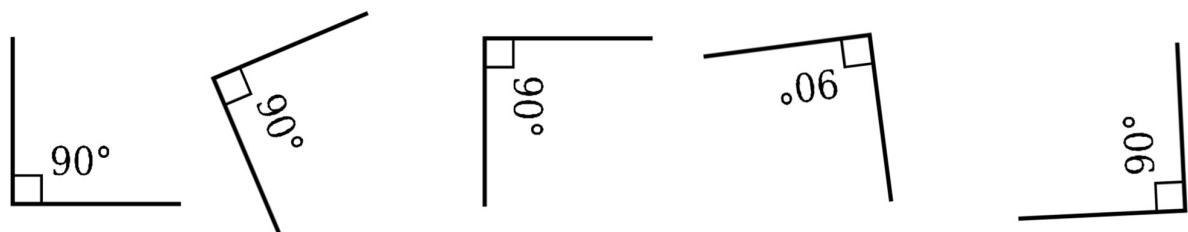
Hare: (gasps and throws his hands against his head) *It's the wrong Alice!*

Maths Activity

Please sing along to our 8 times table song!

<https://www.youtube.com/watch?v=M04ZwnHObCA>

This week, you have started to learn about right angles. A right angle is 90 degrees and looks like an L shape. All of the images below are right angles, it does not matter which way it is facing.



On the images, you can see a small square. This tells us that the angle is 90 degrees so you don’t have to measure it!

Which numbers are right angles?

1)



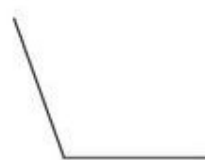
2)



3)

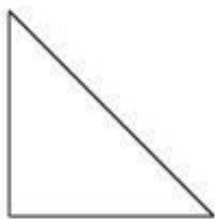


4)

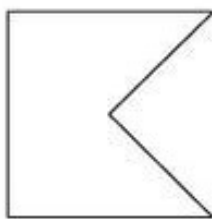


How many right angles are in each shape below? Remember to look for the L shape!

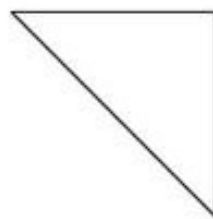
5)



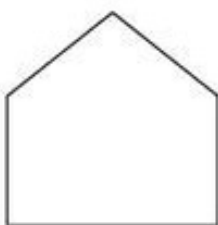
6)



7)



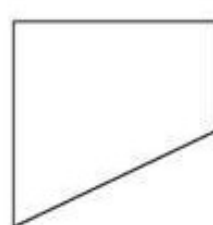
8)



9)



10)

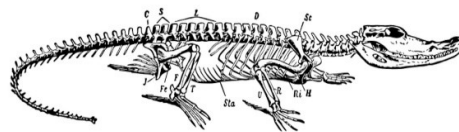
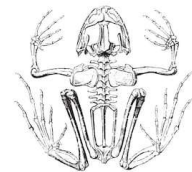
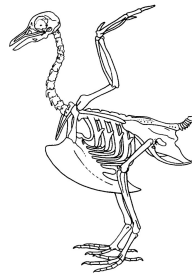
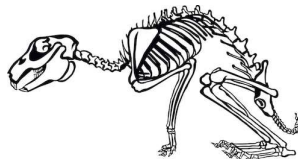
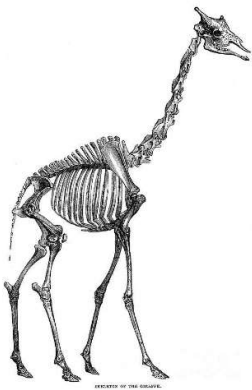


Afternoon Activity – Science

Diane France is a forensic anthropologist who solves crime and mysteries by deciphering the story behind bones. She has been to many fascinating places thanks to her job. Diane France has been to Russia to 'meet' the skeletons of a Royal family, she had to make casts of the bones of "Hunley boys" the first submarine crew to successfully sink an enemy ship in wartime, only to drown shortly afterward and even to the Wild West!



Bones can tell us lots about animals and humans. Look at the skeletons below and decipher which animal the skeleton belongs to:



It might look like some of the animal bones are missing, think about why some parts of the body do not have bones, like ears?

Joke for the day

Why didn't the skeleton go to the party?

It had nobody to go with!

