

## Reading Activity

Remember to quiz on your reading book:

<https://ukhosted65.renlearn.co.uk/2240525/>

Please ask your class teacher for log in details.

## Writing Activity

As we explained yesterday, we will write a play script based on the book 'The Day I Swapped my Dad for Two Goldfish'. Today, we are going to look at features of a script.

One of the main things to remember is that we don't need inverted commas!

This is a script for a scene from Alice in Wonderland. Look at all the different features and the way the script is presented.

*The Mad Hatter, Dormouse and Hare are sitting at a table having afternoon tea.*

*Alice enters the scene, stage left.*

*Stage directions:*

*Setting the scene:*

**Mad Hatter:** *(starts for a moment, pauses and a broad grin appears across his face. He gets up out of his chair and walks across the table towards Alice) It's you.*

**Dormouse:** *(exasperated) No it's not! Hare brought us the wrong Alice!*

**Hare:** *(gasps and throws his hands against his head) It's the wrong Alice!*

**Mad Hatter:** *You're absolutely Alice, I'd know you anywhere*

*(to the rest of the characters at the table)*

*I'd know him anywhere!*

*Dormouse and Hare laugh manically*

*Well, as you can see we're still having tea. You're terribly late you know... naughty.*

**Alice:** *I'm incredibly intrigued.*

**Mad Hatter:** *Yes yes of course, but now we must get onto the Frabjous Day!*

**Dormouse & Hare together:** *FRABJOUS DAY!!*


**Mad Hatter:** *We're investigating things that begin with the letter M.*

*(whispers) Have you any idea why a raven is like a writing desk?*

*Character directions within speech*

*Character names*

*Speech*



Please label this play script below with the features:

Stage directions

Setting the scene

Character direction

Speech

Character name

*Lights up, Big Rabbit and Little Rabbit are on the stage.*

*Little Rabbit: Big Rabbit, is it time for a story?*

*Big Rabbit: What story would you like?*

*Little Rabbit: Do you know Little Red Riding Hood?*

*Big Rabbit: (excited) Yes I do!*

*Light up the cottage, it is sunny.*

*Big Rabbit: Once upon a time...*

*Mother takes fresh cakes from the oven.*

*Mother: (bang rolling pin) Time for dinner!*

*Little Red: (offstage) Coming Mother!*

## Maths Activity

Please sing along to our 8 times table song!

<https://www.youtube.com/watch?v=M04ZwnHObCA>

Recognise that two right angles make a half-turn, three make three quarters of a turn and four a complete turn.



What has happened to the picture?

How far has it turned?

The tree has turned through a right angle... a quarter of a full turn.

Recognise that two right angles make a half-turn, three make three quarters of a turn and four a complete turn.



2 right angles is half a complete turn.

Which direction did the tree move?

Clockwise!

4 right angle turns make a complete turn.



## Right angle turns

Tick true or false by the side of each statement.

- |   | True                     | False                    |
|---|--------------------------|--------------------------|
| 1. A right angle is 100 degrees.                        | <input type="checkbox"/> | <input type="checkbox"/> |
| 2. There are four right angle turns in a complete turn. | <input type="checkbox"/> | <input type="checkbox"/> |
| 3. There are three right angle turns in half a turn.    | <input type="checkbox"/> | <input type="checkbox"/> |
| 4. There are two right angle turns in a half turn.      | <input type="checkbox"/> | <input type="checkbox"/> |
| 5. There are 180 degrees in half a turn.                | <input type="checkbox"/> | <input type="checkbox"/> |

**Hot challenge:** have a go at these three questions

- |   | True                     | False                    |
|---|--------------------------|--------------------------|
| 6. This diver has turned through quarter of a turn.       | <input type="checkbox"/> | <input type="checkbox"/> |
| 7. This diver has turned through two right angle turns.   | <input type="checkbox"/> | <input type="checkbox"/> |
| 8. This diver has turned through three right angle turns. | <input type="checkbox"/> | <input type="checkbox"/> |



## **Afternoon Activity- Real or Fake?**

There is so much news on the internet on hundreds of different websites. Billions of emails and messages are sent every day, but how do you know if they are real or fake?

Kara, Winston and the Smart Crew are on an adventure! Let's see what we can learn from them.

**Please watch Chapter 1 and 2:**

- **What should you accept?**
- **What is reliable?**

<https://www.childnet.com/resources/the-adventures-of-kara-winston-and-the-smart-crew/chapter1>



The Smart Crew are going to tell you what each letter of the word SMART means.

In Chapter 1, they tell us about **A** for **A**cept.

In Chapter 2, they tell us about **R** for **R**eliable.

Over the next two weeks, we would like you to create a poster (online or on paper) which tells us about being SMART online. Today, you have found out **A** and **R**. Make a start on your poster and you can finish it next week when we watch videos for **S**, **M** and **T**.

## Joke for the day

Why did the computer keep sneezing?

It had a virus!

