

Monday 22<sup>nd</sup> June

## **Spellings for the Week – On Spelling Shed**

(Linked to our new book)

- sadly
- loudly
- quietly
- softly
- happily
- shyly
- angrily
- bashfully
- comically
- blissfully



### **Reading Activity**

This week, we would love to see that you have taken a comprehension quiz on your reading book. We can see that some of you have taken quizzes since we have been completing our home learning, we are so impressed with these children – especially Scott from Beech class who has taken 18 quizzes!

Mrs Inwood is checking to see who is quizzing so please try and complete 1 quiz this week. The website is <https://ukhosted65.renlearn.co.uk/2240525/>

## Writing Activity

Read the rest of the book.







They took the rabbit away from us and fussed over it, and gave it some lettuce.


Patti took my hand.

Thank you for bringing Galveston back,



she said.


"We missed it."


We walked into the back garden.



There was a little rabbit hutch there, and next to the rabbit hutch was a little run with chicken wire all around it. My dad sat on the grass in the chicken wire run reading his newspaper and eating a carrot. He looked a bit lonely, and he had grass all over his trousers.







And when she'd finished  
telling me off she made  
me promise cross my  
heart, that I would  
never - ever - swap  
my dad for anything  
ever ever again.

And I  
promised.  
So I wont.



But I never promised anything  
about my little sister. . . .

From this book, we are going to write a play script. We will look at the features of a script tomorrow so today, you are going to try and find the 6 different scenes (where the character or setting changes) from the story. It may help to think of all the places that the boy and his sister have been:

Scene 1:  
Scene 2:  
Scene 3:  
Scene 4:  
Scene 5:  
Scene 6:

If you are unsure, here are 6 scenes from the book but you will need to put them in the right order.

- Patti's house
- Back home
- At home
- Vashi's house + policeman conversation
- Blinky's house
- Nathan's house

## **Maths Activity**

Please sing along to our 8 times table song!

<https://www.youtube.com/watch?v=M04ZwnHObCA>

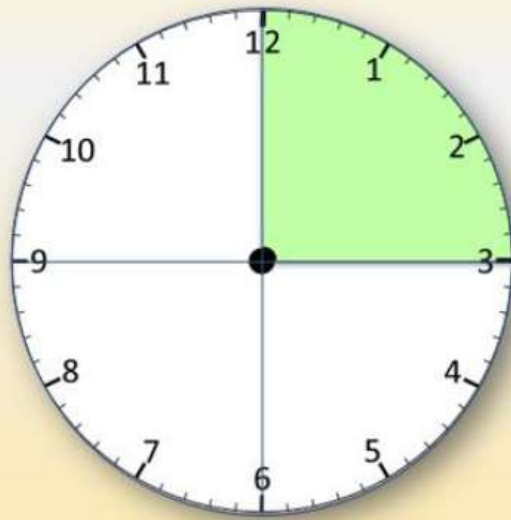
Understand angles as an amount of turn and right angles as quarter turns.

Where does the minute hand point at quarter past?

Where does it point at half past?

What about at quarter to?

Understand angles as an amount of turn and right angles as quarter turns.



This is a quarter of the clock face.

What is the angle between the lines?

It's a **right angle**; **90 degrees**; **90°**.

Understand angles as an amount of turn and right angles as quarter turns.



**1 right angle**



**2 right angles**



**3 right angles**

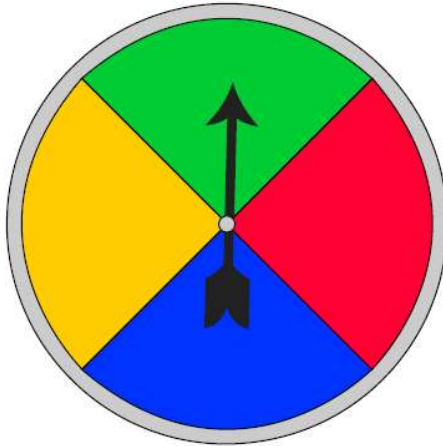


**4 right angles**

## Practice Sheet Mild

### Angles and turns

To begin with, the arrow points to the top.  
Write what colour the arrow will be on after each spin.



1.  $\frac{1}{4}$  spin clockwise.
2.  $\frac{1}{4}$  spin anticlockwise.
3.  $\frac{1}{2}$  spin clockwise.
4. Two quarter turns clockwise.
5. Three quarter turns clockwise.
6. Three quarter turns anticlockwise.
7. One right angle turn anticlockwise.
8. Four right angle turns clockwise.
9. A 90 degree turn clockwise.
10. A 180 degree turn clockwise.

**If this is a little tricky, try the activity below instead.**

This is the video link: <https://www.bbc.co.uk/bitesize/clips/z7kwmp3>

### Directions for Kay

First, watch this video about Young Kay the bison at <https://www.bbc.co.uk/bitesize/clips/z7kwmp3>

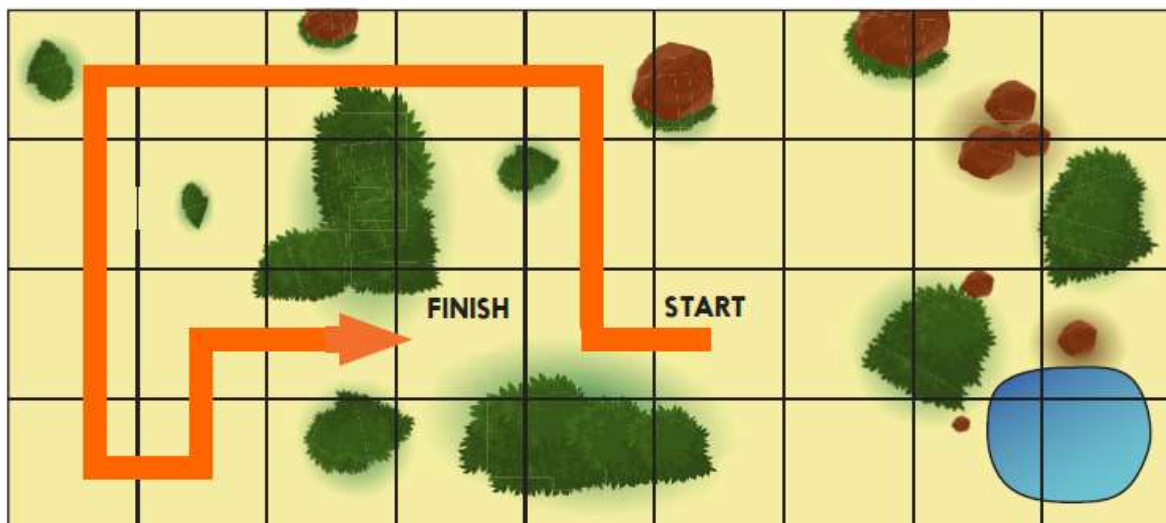
Now write your own instructions for Kay's journey from the START to the FINISH.

Kay understands phrases like

- walk forward 3 squares
- take a quarter turn left
- take a quarter turn right.

But these are not correct!

So, write the correct instructions to get Kay from START to FINISH...



## Afternoon Activity – Police Officers

As part of our 'Crime and Punishment' topic, we will look at police officers and their role in society. There are lots of types of Police Officers and they have many different jobs. Here are just a few:

- Arrest and interview suspected criminals.
- Give evidence in court about their findings from interviews.
- Write statements by witnesses to crimes and write reports.
- Go on patrol to keep an area safe and to reassure the public.



This website has questions and answers if you'd like to find out more.

<https://www.norfolk.police.uk/advice/child-protection/wisekids-7-11-yrs/beat>

To be a police officer, you have to pass a fitness test. Here is one element of the test, can you keep up? **Please be aware, the comment section on this video is live, please help your child to set up the video safely.**

<https://www.youtube.com/watch?v=nNsVzKt5IPQ&feature=youtu.be>

Today, we would like you to make a list of jobs that police officers do and the skills needed to complete those jobs.

<b>Job/Role</b>	<b>Skill Required</b>
<i>Run after suspected criminals</i>	<i>Complete a bleep test to show fitness</i>

## Joke for the day

Why was the detective at the beach?

There was a crime wave!

