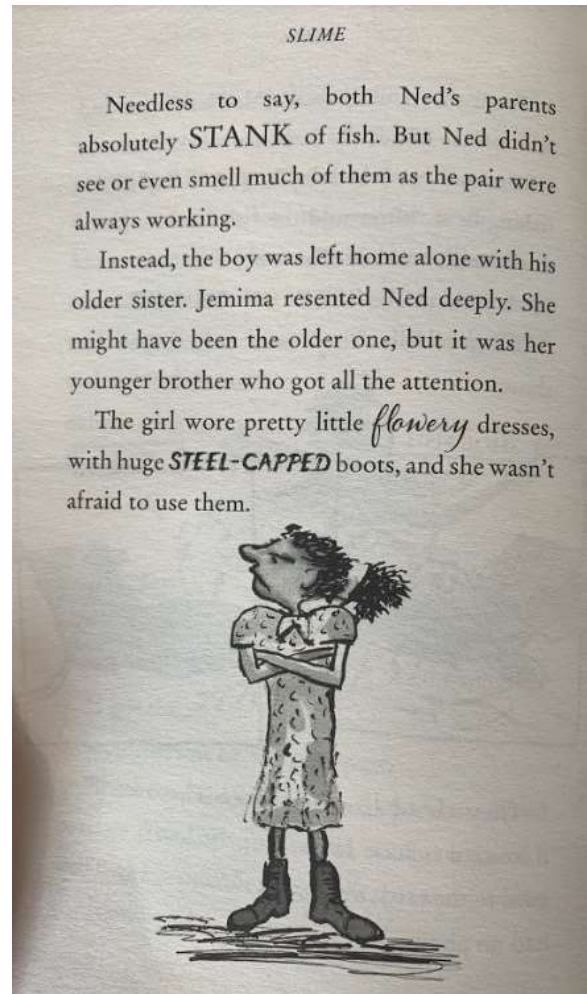


Reading Activity



Please summarise the next page of Slime.



Writing Activity

Read the next pages of our story.





So we went to Nathan's house.
He only lives over the road.
I knocked on the door.



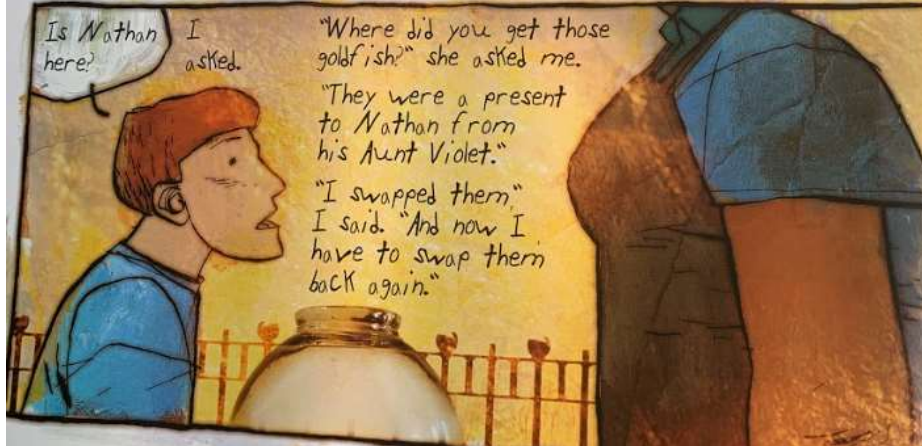
Nathan's mother came out.

Is Nathan
here?
I asked.

"Where did you get those
goldfish?" she asked me.

"They were a present
to Nathan from
his Aunt Violet."

"I swapped them"
I said. "And now I
have to swap them
back again."



She sent Nathan
out to talk to me.

Here are your
goldfish (I told him).


Thank you
(said Nathan).



Now, can I have
my dad back, please?

Well (said Nathan).
Yes, and no.

Oh-oh.

said my
little sister.





You may have noticed that Neil Gaiman uses 'said' lots in his writing. This is because the illustrations tell us how the person is talking or feeling. We are going to edit the word 'said' for a different word by looking at how the person is acting or feeling.

For example:


Neil Gaiman writes "Oh –oh" said my little sister.

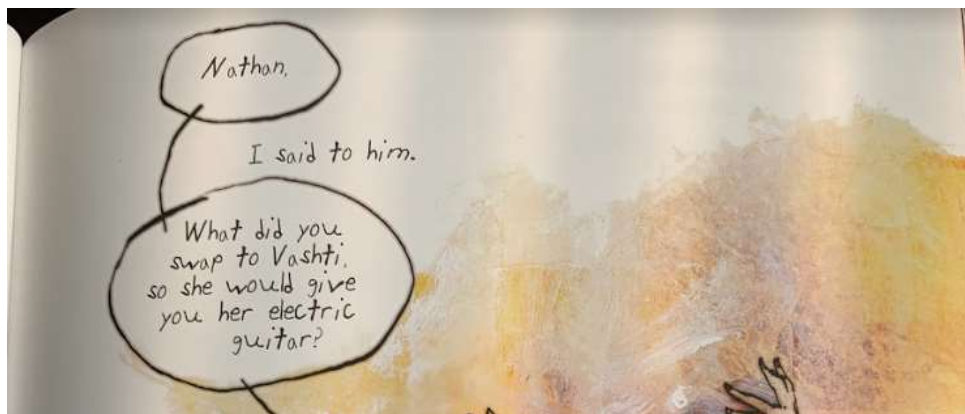
Looking at the little sister, we can tell she is worried or upset. We could edit the word 'said' to...

- "Oh –oh" **whimpered** my little sister.
- "Oh –oh" **blubbered** my little sister.
- "Oh –oh" **cried** my little sister.



We are going to give you some phrases to edit. You need to keep the words the same but change the word 'said'. This is also another chance to recap how to write the sentences using inverted commas (speech marks).





Maths Activity

Please sing along to our 8 times table song!

<https://www.youtube.com/watch?v=M04ZwnHObCA>

Revise times tables and division facts (1x, 2x, 3x, 4x, 5x, 8x, 10x).

Partially completed multiplication grid

×	1	2	3	4	5	6	7	8	9	10	11	12
1	1	2	3			6	7	8		10	11	
2	2	4	6	8			14	16	18		22	
3	3	6		12		18	21	24	27		33	36
4	4	8				24	28	32	36	40	44	48
5	5		15			30		40	45		55	60
6		12			30	36	42	48	54		66	72
7	7			28		42	49	56	63	70	77	84
8			24			48	56	64	72		88	96
9	9	18		36		54	63	72	81		99	108
10	10		30				70		90	100	110	120
11		22		44		66	77	88	99	110	121	132
12	12	24	36		60	72	84	96	108		132	144

This multiplication grid shows different times tables.

There are lots of missing tables facts!

We can use facts we know to find other facts...

For example: we can easily fill in **7 x 5** and that helps us to fill in **5 x 7**.

Revise times tables and division facts (1×, 2×, 3×, 4×, 5×, 8×, 10×).

x	1	2	3	4	5	6	7	8	9	10	11	12
1	1	2	3	4	5	6	7	8	9	10	11	12
2	2	4	6	8	10	12	14	16	18	20	22	24
3	3	6	9	12	15	18	21	24	27	30	33	36
4	4	8	12	16	20	24	28	32	36	40	44	48
5	5	10	15	20	25	30	35	40	45	50	55	60
6	6	12	18	24	30	36	42	48	54	60	66	72
7	7	14	21	28	35	42	49	56	63	70	77	84
8	8	16	24	32	40	48	56	64	72	80	88	96
9	9	18	27	36	45	54	63	72	81	90	99	108
10	10	20	30	40	50	60	70	80	90	100	110	120
11	11	22	33	44	55	66	77	88	99	110	121	132
12	12	24	36	48	60	72	84	96	108	120	132	144

How many 4s
are there in 32?

8

Write a number
sentence to describe
the relationship
between the numbers
4, 8, and 32.

Revise times tables and division facts (1×, 2×, 3×, 4×, 5×, 8×, 10×).

$$8 \times 4 = 32$$

$$32 \div 4 = 8$$

$$4 \times 8 = 32$$

$$32 \div 8 = 4$$

Complete the multiplication grid.

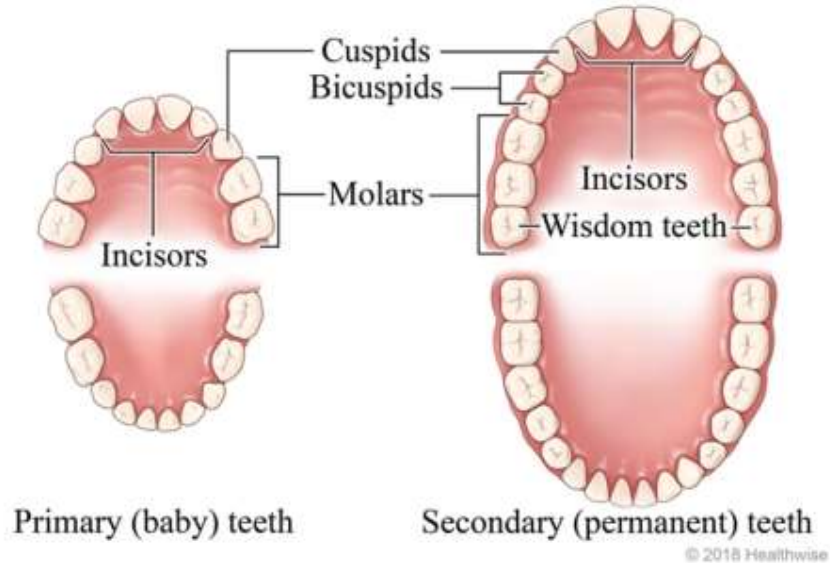
x	1	2	3	4	5	6	7	8	9	10
1						6	7		9	
2						12	14		18	
3						18	21		27	
4						24	28		36	
5						30	35		45	
6						36	42		54	
7						42	49		63	
8						48	56		72	
9						54	63		81	
10						60	70		90	

Afternoon Activity

Watch this BBC clip to find out some facts about our teeth!

<https://www.bbc.co.uk/bitesize/clips/zs9rkqt>

The children talk about their wobbly teeth and how they are growing their 'adult' teeth. You have 20 baby teeth and will end up with 32 adult teeth overall.




They also talk about how sharks have 10 rows of teeth! WOW! How amazing that a shark will never run out of teeth as they keep replacing each other. Unfortunately, we aren't as lucky as sharks so we must look after our teeth!

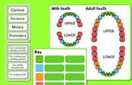


Dr Binocs will also tell you all about your teeth!

<https://www.youtube.com/watch?v=tvCeSX9Pthw>

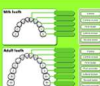
There are two activities which you may complete on BusyThings.





Functions of the teeth
Identify the different types of teeth and their functions.

INTERACTIVE WORKSHEET



Label the teeth
Label the types of teeth.

INTERACTIVE WORKSHEET

Joke for the day

What is a dentist's favourite time of day?

Tooth-hurty!

